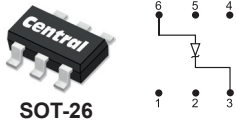
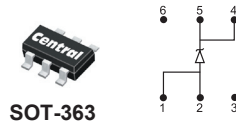


Temperature Compensated Zener Diodes

SUPERmini™ CMXTC935A



ULTRAmulti™ CMKTC825A CMKTC825E



Sample Devices
available
upon request.

features

- $V_Z = 9.0V$
- $\Delta V_Z = 95mV^*$
- Ideal alternative to leaded 1N935A
- $V_Z = 6.2V$
- $\Delta V_Z = 44mV^*$ (CMKTC825A)
 $20mV^*$ (CMKTC825E)
- CMKTC825A is comparable to leaded 1N823A
- CMKTC825E is comparable to leaded 1N825A

description

The Central CMXTC935A (9.0V), CMKTC825A (6.2V), and CMKTC825E (6.2V), are temperature compensated Zener reference diodes. These devices are ideal for equipment requiring superior voltage stability over the specified temperature range* and are ideal for test equipment, sensor circuit, and security product applications.

selection guide



Temperature Compensated Zener Diodes

Part No.	Zener Voltage (Nominal) ±5% TOL	Zener Test Current	Maximum Zener Impedance	Maximum Voltage Change*	P_D mW	Case
	$V_Z @ I_{ZT}$	I_{ZT}	$Z_Z @ I_{ZT}$	ΔV_Z		
	V	mA	Ω	mV		
CMXTC935A	9.0	7.5	30	95	350	SOT-26
CMKTC825A	6.2	7.5	20	44	325	SOT-363
CMKTC825E	6.2	7.5	20	20	325	SOT-363

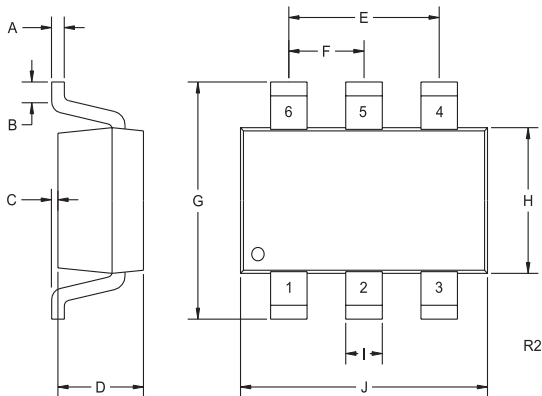
* The maximum allowable change over the temperature range at I_{ZT} , observed at the specified temperatures of -55°C, 0°C, 25°C, 75°C, and 100°C.



Temperature Compensated Zener Diodes

Mechanical Specifications

SOT-26



SYMBOL	DIMENSIONS		DIMENSIONS	
	INCHES		MILLIMETERS	
	MIN	MAX	MIN	MAX
A	0.004	0.007	0.11	0.19
B	0.016	-	0.40	-
C	-	0.004	-	0.10
D	0.039	0.047	1.00	1.20
E	0.074	0.075	1.88	1.92
F	0.037	0.038	0.93	0.97
G	0.102	0.118	2.60	3.00
H	0.059	0.067	1.50	1.70
I	0.016		0.41	
J	0.110	0.118	2.80	3.00

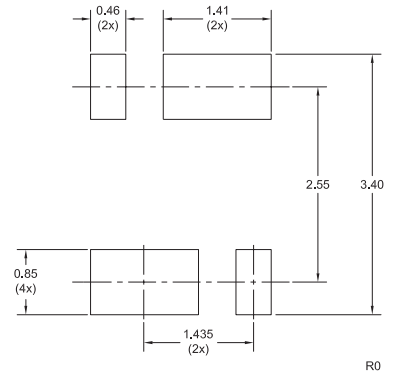
SOT-26 (REV: R2)

LEAD CODE:

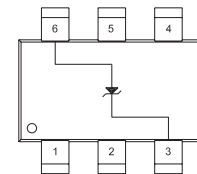
- 1) CONNECT TO PIN 2
- 2) CONNECT TO PIN 1
- 3) CATHODE
- 4) CONNECT TO PIN 5
- 5) CONNECT TO PIN 4
- 6) ANODE

MARKING CODE: C935

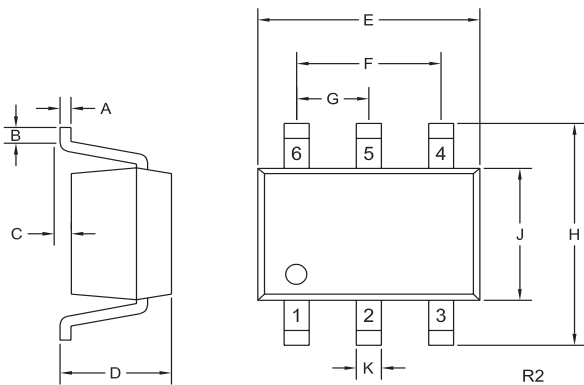
Required Mounting Pad Geometry (Dimensions in mm)



Pin Configuration



SOT-363



SYMBOL	DIMENSIONS		DIMENSIONS	
	INCHES		MILLIMETERS	
	MIN	MAX	MIN	MAX
A	0.004	0.010	0.10	0.25
B	0.005	-	0.12	-
C	0.000	0.004	0.00	0.10
D	0.031	0.043	0.80	1.10
E	0.071	0.087	1.80	2.20
F	0.051		1.30	
G	0.026		0.65	
H	0.075	0.091	1.90	2.30
J	0.043	0.055	1.10	1.40
K	0.006	0.012	0.15	0.30

SOT-363 (REV: R2)

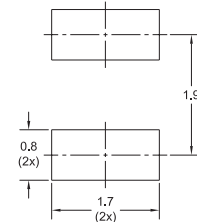
LEAD CODE:

- 1) ANODE
- 2) ANODE
- 3) N. C.
- 4) CATHODE
- 5) CATHODE
- 6) N. C.

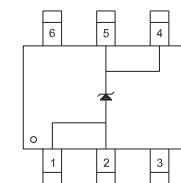
MARKING CODE

CMKTC825A: CT25
 CMKTC825E: C25E

Suggested Mounting Pad Geometry (Dimensions in mm)



Pin Configuration



CentralTM
 Semiconductor Corp.

Innovations in Discrete
 Semiconductors

For further information contact:
 Sales at Central Semiconductor Corp.
 (631) 435-1110 or visit our website at:
www.centrasemi.com

145 Adams Avenue • Hauppauge • New York • 11788 • USA • Tel:(631) 435-1110 • Fax:(631) 435-1824

PA CMXTC935A